

FY21 Illinois
CHILD CARE
Program Report





Vision for Child Care and Early Education in Illinois

Illinois families will have multiple options for affordable quality child care and early education. All children starting at birth will be offered opportunities to grow, learn and be cared for in safe, nurturing, culturally and developmentally appropriate settings.

Introduction

As required by State Statute 20 ILCS 505/5.15, the Illinois Department of Human Services (IDHS) submits an annual report to the Governor and Illinois General Assembly about the status of its child care program. The program is administered by the IDHS Division of Early Childhood (DEC), formerly the Office of Early Childhood. This report includes information on the Child Care Assistance Program (CCAP), including response to the COVID-19 pandemic within CCAP and Quality Improvement Programs. The 2021 Illinois Child Care Report includes information for the Fiscal Year 2021 (July 1, 2020 – June 30, 2021), FY20 and FY19. The data in this report are from: a) the Child Care Management System (CCMS), b) the Illinois Network of Child Care Resource and Referral Agencies' (INCCRRA) aggregate database of the local Child Care Resource and Referral (CCR&R) parent customers, child care providers, and professional development activities; and c) the Gateways to Opportunity Registry. IDHS thanks the thousands of center-based staff, family child care providers and CCR&R staff for their support in the care and education of Illinois children. The Illinois Department of Children & Family Services (IDCFS) is the agency responsible for licensing child care providers.

Response to the COVID-19 Pandemic

The World Health Organization declared the COVID-19 outbreak a Public Health Emergency of International Concern in January 2020 and a pandemic in March 2020. In December 2020, U.S. Congress passed the Coronavirus Response and Relief Supplemental Appropriations Act (CRRSA), which awarded \$331 million in child care relief to Illinois. In March 2021, Congress passed the American Rescue Plan Act (ARPA), which awarded \$1.312 billion in additional child care relief to Illinois. The following are financial considerations the Illinois Department of Human Services (IDHS) has taken in Fiscal Year 2021 in response to the economic strain the child care space has experienced during the COVID-19 pandemic.

- **Child Care Restoration Grant**

Unlike the Child Care Restoration Grants (CCRG) in 2020, CCRG 2021 funds flowed directly through the Illinois Department of Human Services and to child care centers and homes. In FY21, IDHS invested over \$271 million in CRRSA and ARPA funds to support the sustainability of the child care field with grants that were 80% of the size of FY20 grant awards.

Funding

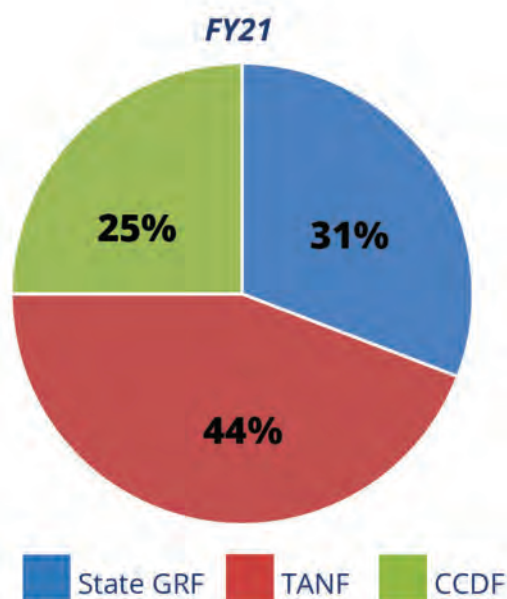
Funding for the Child Care Program in Illinois consists of several funding streams: State General Revenue Fund (GRF), TANF, and the Child Care Development Fund (CCDF).

The CCDF regulations establish allowable uses of CCDF funds related to the provision of child care services, activities to improve the quality of child care, and administrative costs. In addition, the rules establish matching fund requirements, restrictions on the use of funds, and cost allocations.

The following chart shows the Child Care Expenditures for FY21, FY20 and FY19

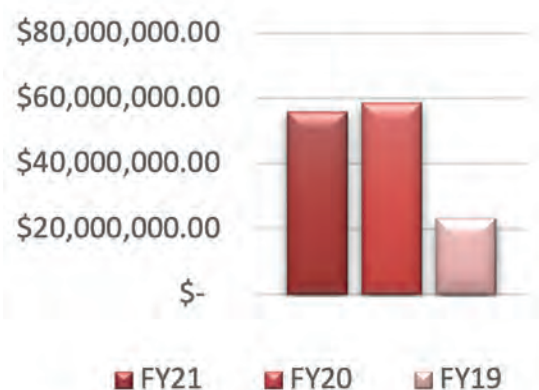
	FY21	%	FY20	%	FY19	%
State GRF	\$291,403,153	31%	\$365,642,166	36%	\$352,314,209	39%
TANF	\$408,103,628	44%	\$300,846,386	29%	\$281,521,675	31%
CCDF	\$228,781,693	25%	\$356,113,195	35%	\$279,184,118	30%
TOTAL	\$928,288,473	100%	\$1,022,601,747	100%	\$913,020,002	100%

Note: This chart does not include federal child care relief funds received through CRRSA or ARPA.



Quality Expenses

FY21	\$55,992,956
FY20	\$ 58,679,925
FY19	\$ 23,350,472



Federal Priorities

The IDHS Division of Early Childhood sets policy and develops programs consistent with the federal Administration for Children and Families (ACF) Office of Child Care's philosophy and vision. ACF's overall goal is "healthy, happy and successful children." Its philosophy includes a focus on the continuum of high-quality care for children from birth to age 12 and partnerships across child care, education, Head Start and health for a broader delivery system that expands family choices.

In November 2014, Congress reauthorized the Child Care and Development Block Grant (CCDBG). This was a historic re-envisioning of child care. The four major topic areas of the law are:

- Protect the health and safety of children in child care.
- Help parents make informed consumer choices and access information to support child development.
- Provide equal access to stable, high quality child care for low-income children.
- Enhance the quality of child care and the early childhood workforce.

During FY21, the IDHS Child Care Assistance Program continued to address the provisions of the CCDBG Act of 2014, while administering the CCAP programs under the previous federal priorities.

Child Care Assistance Program (CCAP)

IDHS works with local Illinois communities to provide low-income families with access to affordable, quality child care. The Child Care Assistance Program (CCAP) serves children from birth to 12 years of age; and children of 13 years of age but below 19 years of age who are physically and/or mentally incapable of self-care or under court supervision.

The Child Care Assistance Program (CCAP) has two primary goals:

- To support qualifying low-income families by providing child care subsidies. This allows parents to maintain employment or educational activities, thereby decreasing dependence on public assistance; and
- To allow families access to multiple options for affordable, quality child care, early education, and after school programs that offer children the opportunity to grow, learn and be cared for in safe, nurturing settings that are culturally and developmentally appropriate.

Child Care Resource and Referral (CCR&R) Services

- Determine CCAP eligibility, manage cases and process payments for families living in their service delivery area and their providers.
- Engage families with consumer education on child care options and quality as well as information about child care financial assistance (CCAP subsidy).
- Engage child care providers to identify the availability of child care.
- Provide families seeking a child care provider a list of referrals that meet the families' needs.
- Provide training and technical assistance for child care providers.
- Promote and assist child care providers to meet higher quality.
- Referral to other IDHS programs and community services.

Site Administered Child Care

- The portion of the IDHS Child Care Assistance Program managed by licensed child care providers and/or home networks who have a contract with the Department.
- These providers determine eligibility and bill IDHS directly for child care services that they provide to a contracted number of children enrolled in the Child Care Assistance Program.

CCAP Enrollment

	FY21	FY20	FY19
Children Served	172,794	193, 715	193,088
Families Served	96,668	108,316	107,130
Monthly Average of children	100,424	126,070	124,672
Monthly Average of families	55,859	71,242	71,106

Profile of Children Participating in CCAP

- 73.7% are in licensed care in FY 21, compared to 75.4% in FY20 and 75% in FY19
- 17% are in the care of relatives
- 9% are in the care of license-exempt centers, non-relative in child's home and provider's home

Number of Children by Age Participating in CCAP in March 2021

Child's Age	FY21	%	FY20	%	FY19	%
	Enrolled in CCAP		Enrolled in CCAP		Enrolled in CCAP	
0-14 Months	5,571	5.3%	10,358	8%	10,442	8.4%
15-23 Months	8,001	7.6%	10,227	7.9%	9,839	7.9%
2 Years	11,854	11.3%	15,705	12.1%	14,801	11.9%
3-4 Years	24,333	23.1%	31,573	24.3%	29,860	24.0%
5 Years	11,030	10.5%	12,079	9.3%	11,374	9.2%
6-12 Years	43,296	41%	47,779	37.6%	47,180	38%
13 Years +	1,254	1.2%	1,093	0.8%	728	0.6%
Total	105,339	100%	129,814	100%	119,481	100%

Profile of families participating in the CCAP in March 2021

- 98.6% of families received subsidies because of employment.
- 2.3% of families had TANF as a source of income.

Profile of families participating in the CCAP in March 2020

- 96.9% of families received subsidies because of employment.
- 2.7% of families had TANF as a source of income.

Profile of families participating in the CCAP in March 2019

- 97.2% of families received subsidies because of employment
- 2.9% of families listed TANF as a source of income

Annual Income Guidelines by Family Size

A family is considered income eligible when the combined gross non-exempt monthly base income (earned and unearned) of all family members is at or below the amounts listed below for the corresponding family size. In two-parent families both incomes must be combined to determine eligibility. Two-parent families include those with 2 or more adults living in the home, such as the applicant and spouse or parents of a common child in the home.

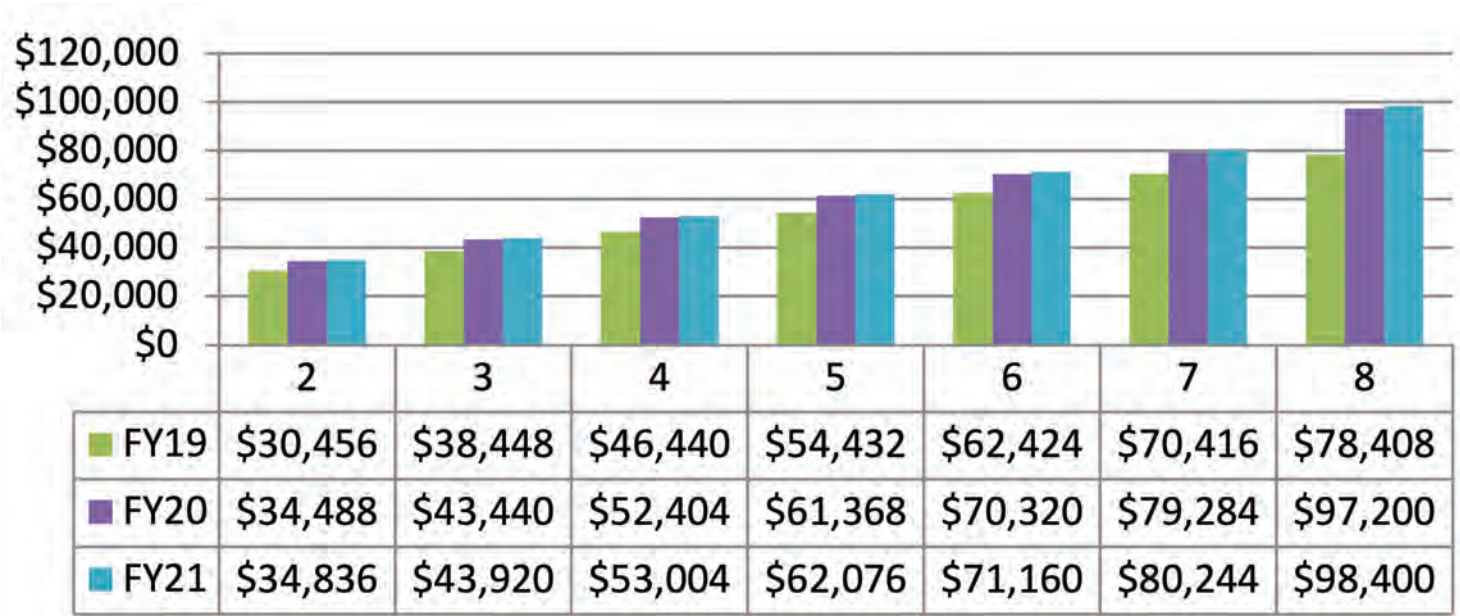
Income for a new application must be at 200% or below of the Federal Poverty Level (FPL) for the family to be income eligible for CCAP.

Family income must be at or below 250% FPL for a family to receive another 12-month eligibility period at redetermination.

Existing case being redetermined will be eligible for a 3-month Graduated Phase-out period with family income above 250% FPL and below 85% State Median Income (SMI).

The family is no longer eligible for CCAP any time income exceeds 85% SMI.

Income Guidelines by Family Size

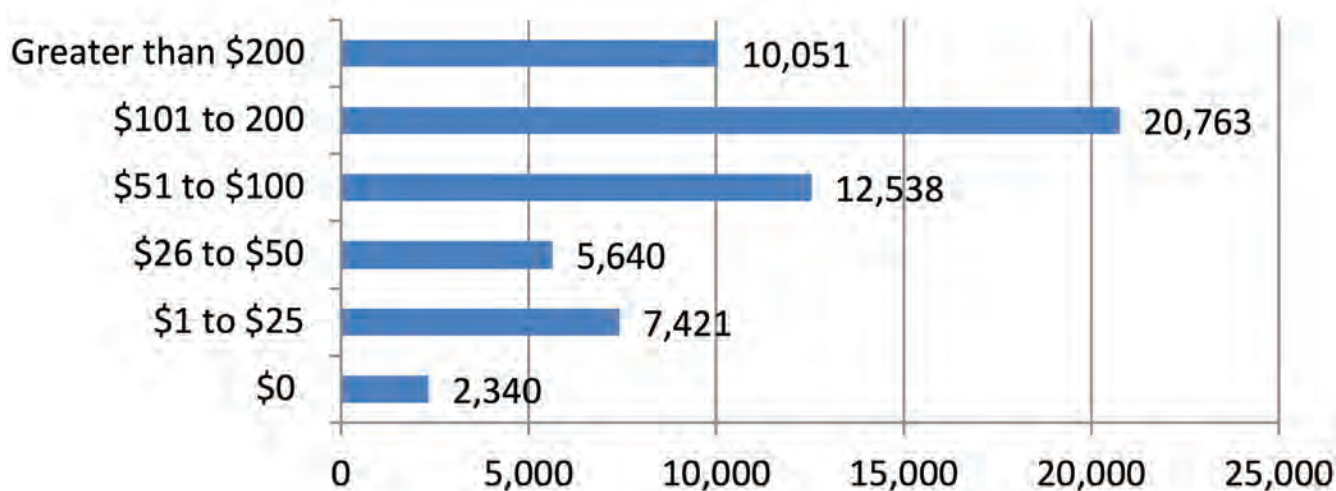


Number of CCAP families by Monthly Co-Payment Amount (FY21)

Parents who have been approved for child care benefits are required to help pay for the cost of their child care with a co-payment.

If the co-payment is more than the total cost for care, the parent pays the lesser amount to the provider and no payment is made by the state. The amount of the parent co-payment is based on gross monthly income and family size. Parent co-payments will be reduced by half during the months of September through May when all the children in care are school age (age 5 or older as of the month of September of each school year) and are approved for less than five hours of care.

FY21 Number of Families Co-payment Amount



Types of Child Care settings

Child Care Centers & Programs - Provide care for groups of children outside of a residential setting. Children are usually grouped by age. Types of centers include: child care, Early Head Start/Head Start, State pre-kindergarten, preschools, school age programs, and summer programs.

- Licensed Child Care Centers - must meet Illinois Department of Children and Family Services (IDCFS) standards for health and safety including child to staff ratios and required space per child.
- Licensed-Exempt Child Care Centers - are also recognized by Illinois, such as those serving children three years of age and older and operated by public or private elementary or secondary schools, faith-based organizations, institutions of higher education or other accredited schools registered with the Illinois State Board of Education (ISBE). Since these settings are not licensed by IDCFS, they are not held to standards for staff to child ratios or maximum group size set by IDCFS. Centers claiming exemption from licensing must submit a Confirmation of Exemption letter from the Illinois Department of Children and Family Services (IDCFS) to be approved for payment from CCAP.

Family Child Care - Child care is offered in a homelike setting.

- Licensed Family Child Care - may care for up to eight children (including their own), or up to 12 children with an assistant.
- License-Exempt Family Child Care - (such as Family, Friend and Neighbor) may care for three or fewer children (including their own), or children from one family. This care can be offered in the caregiver's home or in the child's home.

Profile of Child Care Providers Participating in CCAP in FY21

- 42% of the license-exempt child care providers cared for relative children.
- 71% of all CCAP providers were license exempt.

CCR&R Services for Child Care Providers Participating in CCAP

- Administration of parent applications.
- Determination of provider eligibility for CCAP.
- Processing of Monthly Child Care Certificates.
- Technical assistance to providers regarding CCAP.
- Assist with ensuring that license-exempt providers are notified and complete background check and training requirements.
- Provide CCAP required health, safety and child development training.

Number of Providers Receiving CCAP Payments

	FY21	FY20	FY19
Licensed Providers			
Child Care Centers	2,201	2,277	2,411
Family Child Care Homes	4,557	4,636	4,529
Group Child Care Homes	457	430	397
Total	7,215	7,343	7,337
License Exempt Providers			
LE Centers	722	842	690
Family Child Care Homes:			
Non-relative in provider's home	7,718	3,313	3,685
Relative in provider's home	2,723	8,490	8,697
Non-relative in child's home	1,582	1,831	2,008
Relative in child's home	4,587	4,979	5,254
Total	17,332	19,455	20,407
Total all providers	24,547	26,798	27,744

Child Care Supply

The CCR&Rs support child care providers by referring families to their child care programs. The referral services are available at no cost to licensed centers, family child care homes, and group child care homes listed in the provider database as well as to license-exempt centers and homes that choose to be included in the provider database. The provider database information is shown in the next table.

Statewide Child Care Database

	FY21		FY20		FY19	
	# of providers	Child Capacity	# of providers	Child Capacity	# of providers	Child Capacity
Licensed Family Homes	6,797	61,940	6,371	59,450	7,132	69,493
LE Family Homes	1,030	1,583	454	1,302	491	1,459
Total	7,827	63,523	6,825	60,752	7,623	70,952
Licensed Centers	3,005	238,972	2,830	219,598	3,015	247,952
LE Centers	2,368	163,814	2,195	142,086	2,421	169,287
Total	5,373	402,786	5,025	361,684	5,436	416,836



Child Care Demand

There are two dimensions of the “demand” for child care in any community.

1. The number of children needing child care compared to the child care capacity available to meet the needs, and
2. The unique requirements of families for their specific child’s needs, such as the child’s age, type of care desired, parent’s work/school schedule, location, special needs of the child and cost.

Snapshot of Families Receiving Child Care Referrals in FY21

- 4,666 families received child care referrals by phone*
- 80% of families required care due to employment

**With the ExceleRate site for the provider search (online referrals), parents no longer must register for an account in order to search, therefore families served online is no longer tracked.*

Snapshot of Families Receiving Child Care Referrals in FY20

- 8,680 families received child care referrals by phone or online
- 81% of families required care due to employment

Snapshot of Families Receiving Child Care Referrals in FY19

- 10,606 families received child care referrals by phone or online
- 90% of families required care due to employment

Schedules Requested for Children and Offered by Type of Provider in FY21

Schedule	Requested for Children	Offered: Family Child Care Homes	Offered: Child Care Centers	Offered: Providers Total
Standard Hours*	6,497	5,430	4,562	9,992
Evening	273	1,435	1,339	2,774
Weekend	439	498	27	525
Overnight	151	142	9	151
Rotating	175	1,951	748	2,699
Temp/Emergency	60	2,182	707	2,889
Drop In	65	2,141	763	2,904

**A standard schedule is full-time care offered during traditional day time work hours.*

Number of Children for Whom Child Care was requested by Age

Age of Child	FY21		FY20		FY19	
	Requests		Requests		Requests	
Birth to 2 years	2,292	31%	4,292	36%	5,821	35%
2-year-old	990	13%	1,701	14%	2,124	13%
3-4-year-old	1,662	22%	2,659	22%	3,436	21%
5-year-old	568	8%	776	6%	1,092	7%
School Age	1,970	26%	2,669	22%	4,047	24%
Total	7,482	100%	12,097	100%	16,527	100%

Child Care Request by Type of Care

Type of Care	FY21		FY20		FY19	
	Requests		Requests		Requests	
Child Care Center	6,243	51%	10,366	52%	19,483	59%
Family Homes	6,035	49%	9,477	48%	13,766	41%
Total	12,278	100%	19,843	100%	33,249	100%

Data Context

Much of the Child Care Demand data are from the parent customer and child care databases compiled by the local CCR&Rs. Therefore, the data presented does not include all families and children requiring child care services in Illinois. Most families do not receive child care assistance and many families find child care services through friends, families, advertisements and other means. Additionally, many license-exempt child care programs are not listed in the provider database. **Because of these factors, it is important to note that this report is only one means of examining the larger child care supply and demand picture in Illinois.**



Quality Improvement Programs

During FY21, the federal Child Care and Development Fund (CCDF) required at least nine percent of federal funds be allocated for the improvement of child care quality, plus an additional three percent for quality for infants and toddlers. These funds were used to support the IDHS Division of Early Childhood **Quality Improvement Initiatives**. The program's overall goal is to increase the quality of child care available to all Illinois families. In all child care settings this goal is addressed with a multi-faceted, systematic approach that works to meet the individual needs of children, families, child care providers and communities. In FY21, IDHS contracted with 16 local CCR&R agencies and the Illinois Network of Child Care Resource and Referral Agencies (INCCRRA) to implement the quality services described on the following pages.



Pathways to Excellence for Child Care Programs

Maintaining a Quality Recognition and Improvement System

ExceleRate Illinois is a state-wide cross sector quality recognition and improvement system designed to make continuous quality improvement an everyday priority among early learning providers. The program establishes standards for helping infants, toddlers and preschool age children develop intellectually, physically, socially, and emotionally. It provides a framework for early learning professionals to identify opportunities for improvement, increase their skills and take steps to make positive changes.

ExceleRate includes licensed child care centers and licensed family child care homes, Head Start and State Preschool for All (PFA) programs.

ExceleRate Illinois recognizes early learning providers for their ongoing efforts to improve the quality of their care by awarding Circle of Quality designations:

- The **Licensed Circle of Quality** tells you that the program meets state licensing standards for quality. It is the foundation for quality.
- The **Bronze Circle of Quality** recognizes the qualifications of program staff. It tells you that the program has completed ExceleRate Illinois trainings, has met or is working towards qualifications and is engaged in continuous quality improvement.
- The **Silver Circle of Quality** recognizes that the program has met quality goals. Silver Circle programs meet or go beyond quality standards in three areas: learning environment and teaching quality; administrative standards; and training & education. Programs are actively engaged in continuous quality improvement.
- The **Gold Circle of Quality** recognizes programs that meet or go beyond the highest quality goals. Gold Circle programs have met the highest quality standards in three areas: learning environment and teaching quality; administrative standards; and training & education. Programs are actively engaged in continuous quality improvement.



The following table shows data for licensed centers and licensed homes, number of CCAP children enrolled by Circles of Quality.

	FY21				FY20				FY19			
	Centers	Children Enrolled	Homes	Children Enrolled	Centers	Children Enrolled	Homes	Children Enrolled	Centers	Children Enrolled	Homes	Children Enrolled
Bronze	117	2,661	184	1,201	98	2,755	178	1,250	106	2,836	171	1,155
Silver	332	7,224	125	1,173	362	10,189	135	1,545	374	10,914	161	1,690
Gold	386	13,417	20	139	429	20,111	22	164	455	20,301	21	158
Total	835	23,302	329	2,513	889	33,055	335	2,959	935	34,051	353	3,003
non-CCAP		29,000		782		42,139		910		44,746		1,084
Total	835	52,302		3,295	889	75,194		3,869	935	78,797		4,087

**Enrollment /CCAP numbers are reported at time of initial application and updated annually.*

Illinois is one of only a handful of states that has implemented a quality improvement program for License-Exempt Family Child Care providers (LEFCC). LEFCC providers can participate by completing Training Tiers consisting of 16, 3-hour modules. The Training Tiers are described below:

	FY21		FY20		FY19	
	LE Family Homes	CCAP Children enrolled	LE Family Homes	CCAP Children enrolled	LE Family Homes	CCAP Children enrolled
Tier 1	556	1,106	557	1,105	552	1,084
Tier 2	185	377	183	372	184	364
Tier 3	1,116	2,520	1,071	2,416	992	2,197
Total	1,857	4,003	1,811	3,893	1,728	3,645

** CCAP numbers reported at time of initial application.*

- Training Tier 1 modules include: Overview of Child Development; Health Issues in Group Care; Nutrition Issues in Group Care; and Safety Issues in Group Care.
- Training Tier 2 modules include: Observation and Guidance; Learning Happens in Relationships; Family & Community Relationships; and Personal & Professional Development.
- Training Tier 3 modules include: Child Growth and Development for Birth to 8 Months; Child Growth and Development for 8 - 18 Months; Child Growth and Development for 18 - 36 Months; Preschool Child - Social/Emotional Development; Preschool Child - Physical Development; Preschool Child - Language Development; Preschool Child - Cognitive Development; and School Age Development.
- The Gateways ECE Credential Level 1 is achieved upon completion of all three tiers.

Pathways to Excellence for Child Care Providers

Maintaining Strong Professional Development and Supportive Workforce Initiatives

Responsive, well-qualified practitioners are one of the most important factors in child care settings. IDHS provides professional development opportunities to child care providers. These services are available to child care providers listed on the statewide database, including licensed and license-exempt practitioners. The following pages give some data on these programs for FY21.

The Illinois Trainers Network (ITN) provides training to individual trainers and facilitators as well as child care providers on topics such as ECE Credential Level 1, developmentally appropriate practices, Program Infant Toddler Care series (PITC), School Age and Youth Development Level 1, Early Childhood Developmental Screening, and others. Child care providers can access these trainings through their local CCR&Rs.

Training Activity

ExceleRate Illinois™ Training

	FY21	FY20	FY19
Number of participants	1,017	2,513	6,627

*Some of the ExceleRate Illinois-approved topics are multi-session trainings.

*ExceleRate Illinois Training are part of the Illinois Trainer's Network

Illinois Trainers Network (ITN) Training

	FY21	FY20	FY19
Number of ITN curricula offered	5	5	6
Number of participants	2,075	1,773	11,833

*Some of the ITN curricula are multi-session trainings.

*Number of ITN Curricula does not include ExceleRate training curricula.

CCR&R Training Offered

	FY21	FY20	FY19
Number of training sessions held	1,320	1,384	1,057
Number of training participants	14,436	17,577	14,337
Number of training hours achieved	33,008	35,524	38,713

Online Training

	FY21	FY20	FY19
Number of online training topics offered	97	82	75
Number of online training participants	172,771	220,524	195,920
Number of online training hours achieved	358,465	481,895	408,940

Gateways to Opportunity Professional Development System

The Gateways to Opportunity Professional Development System provides supports for professionals working with children, youth and families. These supports include Credentials; the Gateways Scholarship Program; the Great START Wage Supplement program; Professional Development Advisors; and the Gateways to Opportunity Registry.

Great START (Strategy to Attract and Retain Teachers)

Great START is a wage supplement program available to the lowest wage earners employed by licensed child care centers and family child care homes; it recognizes those who have achieved an educational level higher than the one required by IDCFS Licensing Standards, and recipients must have been employed by the same program for at least one continuous year or by a program that holds a current ExceleRate Illinois Silver or Gold Circle of Quality for at least six months and work an average of 15 hours a week. Participants renew their eligibility every six months.

	FY21	FY20	FY19
Total Participants	3,333	3,938	3,328

Gateways to Opportunity Scholarship Program

The Gateways Scholarship Program is available to individuals employed by licensed child care centers and licensed family child care homes. The scholarship enables practitioners to earn degrees, certificates or credentials in early care and education and school age child care.

	FY21	FY20	FY19
Family Child Care Practitioners	114	119	99
Child Care Center Staff	609	569	512
Credits Taken	7,470	4,695	4,491
Degrees Completed	22	25	37

Gateways to Opportunity Registry

The Gateways to Opportunity Registry (Registry), administered by INCCRRA, is a resource and a tool to drive the quality and accountability of the professional development that is available to early learning, school-age and youth practitioners. It is also used to track the CCAP provider training completion. Anyone who works with or on behalf of children, youth and families in Illinois can become a member of the Gateways Registry. As of June 30, 2021, the Registry membership was 98,881 a decrease of 9,841 members over FY20. The Registry membership includes licensed and license exempt Day Care Centers, Family Day Care Homes, and Group Day Care Homes. Registry membership is required by IDCFS Licensing Standards for licensed programs.

Type of Program and Position (Where Registry Members are Working)

Based on employment data for the 98,881 current Registry members:

- 4% work in Indirect Service, such as child care resource and referral and higher education.
- 96% work in Direct Services
 - 75% work in Licensed Child Care Centers.
 - 15% work in Licensed Family/Group Child Care Homes.
 - 13% work in License-exempt child care settings.

Gateways to Opportunity Credentials

The Gateways Credentials validate an individual's educational attainment and professional experience. The credentials are recognized by the State of Illinois in the IDCFS Licensing Standards for Day Care Centers and in the IDHS Great START program. ExceleRate Illinois™ has credential requirements for the Bronze, Silver and Gold Circles of Quality. A variety of credentials are available for practitioners who work with, or on behalf of, children, youth and families.

- * Illinois Director Credentials (IDC): The IDC is appropriate for directors and program coordinators of early childhood and school-age child care settings. It is awarded at three (3) levels: Associate, Bachelor, and Graduate. The credential has requirements in: General Education; Education specific to Early Childhood Education/Child Development; Education specific to Management and Administration; and Work Experience and Professional Contributions to the field.
- * ECE Credential: is appropriate for professionals working in early childhood settings. It is awarded at six (6) levels ranging from Level 1 (an entry level credential earned by completing a 48 clock-hour training covering many topics related to leading programs for this age group, birth to 8 years of age, including but not limited to human development) to Level 6, which is the Graduate Level Credential. ECE Credential Levels 2-6 have requirements in General Education, Early Childhood Education, Work/Practicum Experience and Professional Contributions to the field.
- * Infant Toddler Credential (ITC): is a specialization for the ECE Credential and is appropriate for professionals working with children younger than three years of age. It is awarded at five levels from Level 1 (12 ECE credits and 3 Infant Toddler credits) to Level 6 (Graduate Degree). Levels 2-6 have requirements in General Education, Early Childhood Education specific to Infants/Toddlers, Work/Practicum Experience specific to Infants/Toddlers, and Professional Contributions specific to Infants/Toddlers.
- * School-Age/Youth Development (SAYD) Credential Level: is an entry level/48 clock-hour training covering many topics related to leading programs for this age group (8 – 18 years of age), including but not limited to human development; health and safety; program development; community relations; communication with parents, and others. SAYD Credential Levels 2-5 have requirements in General Education, Early Childhood Education, Work/Practicum Experience and Professional Contributions for the field.
- * Family Child Care Credential (FCC): is for professionals working as a family child care provider with children ages birth through 12 years. It is awarded at four levels from Level 2 (6 credits in ECE/SA plus 3 credits in FCC) to Level 5 (Baccalaureate Degree). Levels 2-5 have requirements in General Education, Early Childhood Education, Family Child Care (FCC), Work/Practicum Experience and Professional Contribution specific to ECE and FCC.
- * Family Specialist Credential (FSC): is for direct service professionals who work with families using a strength-based model to promote optimal child care family outcomes. It is awarded at four levels from Level 2 (6 credits of FSC content) to level 5 (Baccalaureate Degree). Level 2-5 have requirements in General Education, Education specific to Family Specialists, Work/Practicum Experience and Professional Contribution specific to FSC.

* Technical Assistance Credential (TA): is designed for professionals working in a variety of roles that relate to relationship-based professional development, such as technical assistance providers, coaches, mentors, and professional development advisors. It is awarded at three (3) levels: Associate, Bachelor, and Graduate. This credential has requirements in: General Education; Education specific to Early Childhood/School Age (EC/SA), and EC/SA coaching, mentoring or technical assistance, Work Experience specific to Early Childhood/School Age (EC/SA), EC/SA coaching or technical assistance, and Professional Contributions to the field.

Credential	First Awarded In	FY19	FY20	FY21	Total Awarded
ECE Credential - Level 1	FY06	7,167	7,970	5,451	48,977
ECE Credential – Levels 2-6	FY08	1,140	1,188	1,883	16,038
Infant Toddler Credential	FY09	492	648	1,113	7,260
Illinois Director Credential	FY00	293	302	562	3,921
SAYD Credential - Level 1	FY11	10	6	3	461
School-Age Credential-Levels 2-6	FY16	30	44	46	444
Youth Development Credential	FY16	**	**	**	49
Family Child Care Credential	FY16	58	75	82	558
Family Specialist Credential	FY 16	184	219	308	1,088
Technical Assistance Credential		2	9	4	88
Total		9,376	7,461	9,452	69,165





For more detailed information about any of the programs contained in this report, visit:

www.dhs.state.il.us

www.ilgateways.com

www.excelerateillinois.com

www.inccrra.org

This publication is created to comply with State Statute 20 ILCS 505/5.15.